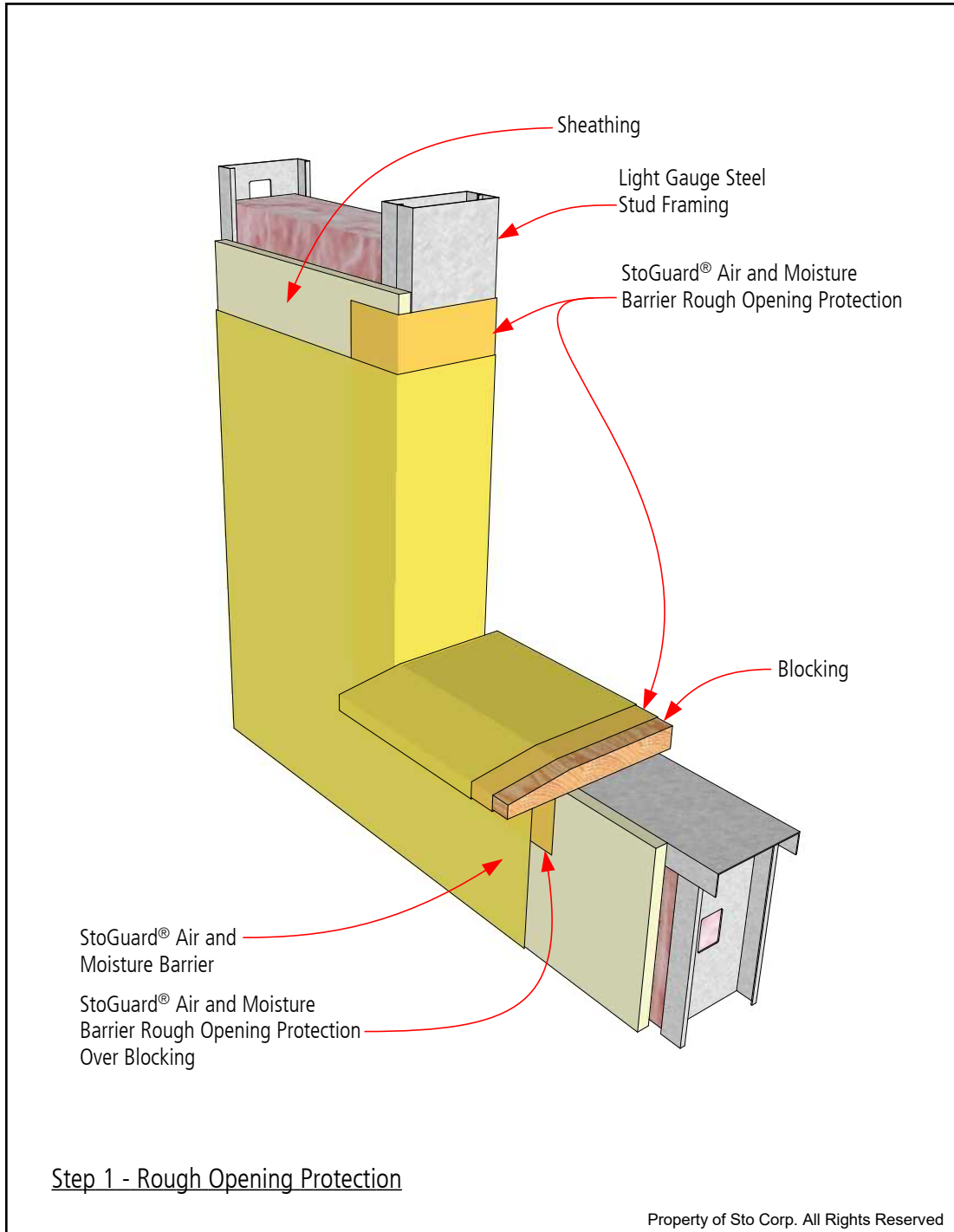


# StoTherm® ci Receptor-Type Window Sill

Detail No.: 52s.23A-1  
Date: June 2017



### Notes:

1. Consult with window and sealant manufacturers to verify window installation and detailing and to assure no water leakage into the wall assembly. Consult with window manufacturer regarding window and/or flashing assembly thermal breaks to avoid condensation. Test the final assembly using materials and trades associated with the project to verify performance. Correct any deficiencies associated with excess air leakage, water infiltration into the wall assembly, or structural inadequacies.

2. Construct a site built mock-up using materials and sub-trades associated with the project to verify installation sequencing, detailing, and aesthetics.

- Refer to StoTherm ci System Bulletins and Specifications, Sto Product Bulletins, Tech Hotlines, and Sto Installation and Maintenance Guides for complete information.

- Refer to applicable CCMC Evaluation Reports for building code compliance information.

**IMPORTANT:** Components not identified as Sto are furnished by other manufacturers and are not necessarily installed by trades who install Sto products. Refer to project specific contract documents.

### ATTENTION

Sto products are intended for use by qualified professional contractors, not consumers, as a component of a larger construction assembly as specified by a qualified design professional, general contractor or builder. They should be installed in accordance with those specifications and Sto's instructions. Sto Corp. disclaims all, and assumes no, liability for on-site inspections, for its products applied improperly, or by unqualified persons or entities, or as part of an improperly designed or constructed building, for the nonperformance of adjacent building components or assemblies, or for other construction activities beyond Sto's control. Improper use of Sto products or use as part of an improperly designed or constructed larger assembly or building may result in serious damage to Sto products, and to the structure of the building or its components.

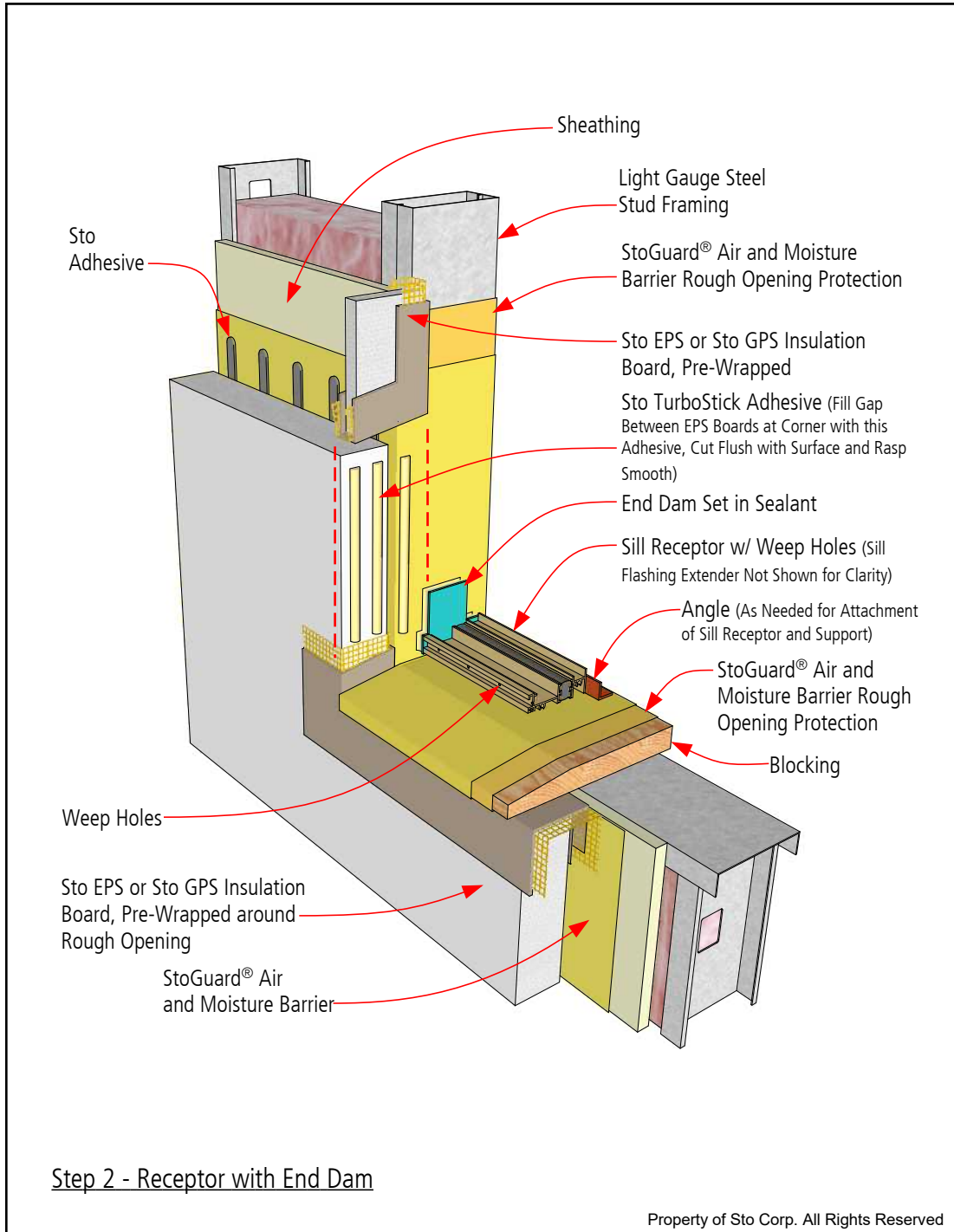
**STO CORP. DISCLAIMS ALL WARRANTIES EXPRESSED OR IMPLIED EXCEPT FOR EXPLICIT LIMITED WRITTEN WARRANTIES ISSUED TO AND ACCEPTED BY BUILDING OWNERS IN ACCORDANCE WITH STO'S WARRANTY PROGRAMS WHICH ARE SUBJECT TO CHANGE FROM TIME TO TIME.** For the fullest, most current information on proper application, clean-up, mixing and other specifications and warranties, cautions and disclaimers, please refer to the Sto Corp. website, [www.stocorp.com](http://www.stocorp.com).

[www.stocorp.com](http://www.stocorp.com)



# StoTherm® ci Receptor-Type Window Sill

Detail No.: 52s.23A-2  
Date: June 2017



## Notes:

1. Consult with window and sealant manufacturers to verify window installation and detailing and to assure no water leakage into the wall assembly. Consult with window manufacturer regarding window and/or flashing assembly thermal breaks to avoid condensation. Test the final assembly using materials and trades associated with the project to verify performance. Correct any deficiencies associated with excess air leakage, water infiltration into the wall assembly, or structural inadequacies.

2. Construct a site built mock-up using materials and sub-trades associated with the project to verify installation sequencing, detailing, and aesthetics.

- Refer to StoTherm ci System Bulletins and Specifications, Sto Product Bulletins, Tech Hotlines, and Sto Installation and Maintenance Guides for complete information.

- Refer to applicable CCMC Evaluation Reports for building code compliance information.

**IMPORTANT:** Components not identified as Sto are furnished by other manufacturers and are not necessarily installed by trades who install Sto products. Refer to project specific contract documents.

## ATTENTION

Sto products are intended for use by qualified professional contractors, not consumers, as a component of a larger construction assembly as specified by a qualified design professional, general contractor or builder. They should be installed in accordance with those specifications and Sto's instructions. Sto Corp. disclaims all, and assumes no, liability for on-site inspections, for its products applied improperly, or by unqualified persons or entities, or as part of an improperly designed or constructed building, for the nonperformance of adjacent building components or assemblies, or for other construction activities beyond Sto's control. Improper use of Sto products or use as part of an improperly designed or constructed larger assembly or building may result in serious damage to Sto products, and to the structure of the building or its components.

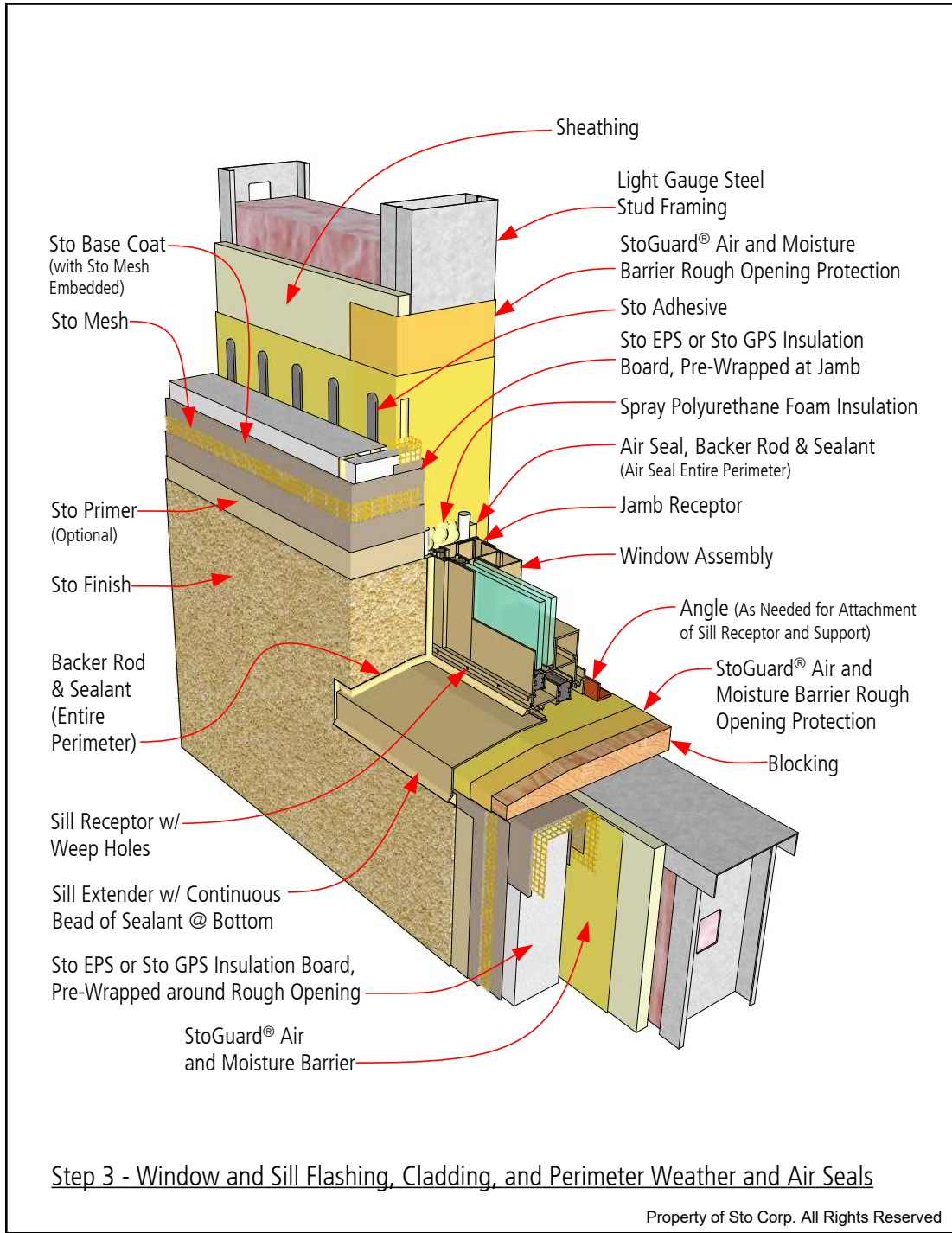
**STO CORP. DISCLAIMS ALL WARRANTIES EXPRESSED OR IMPLIED EXCEPT FOR EXPLICIT LIMITED WRITTEN WARRANTIES ISSUED TO AND ACCEPTED BY BUILDING OWNERS IN ACCORDANCE WITH STO'S WARRANTY PROGRAMS WHICH ARE SUBJECT TO CHANGE FROM TIME TO TIME.** For the fullest, most current information on proper application, clean-up, mixing and other specifications and warranties, cautions and disclaimers, please refer to the Sto Corp. website, [www.stocorp.com](http://www.stocorp.com).

[www.stocorp.com](http://www.stocorp.com)



# StoTherm® ci Receptor-Type Window Sill

Detail No.: 52s.23A-3  
Date: June 2017



## Notes:

1. Consult with window and sealant manufacturers to verify window installation and detailing and to assure no water leakage into the wall assembly. Consult with window manufacturer regarding window and/or flashing assembly thermal breaks to avoid condensation. Test the final assembly using materials and trades associated with the project to verify performance. Correct any deficiencies associated with excess air leakage, water infiltration into the wall assembly, or structural inadequacies.

2. Construct a site built mock-up using materials and sub-trades associated with the project to verify installation sequencing, detailing, and aesthetics.

- Refer to StoTherm ci System Bulletins and Specifications, Sto Product Bulletins, Tech Hotlines, and Sto Installation and Maintenance Guides for complete information.

- Refer to applicable CCMC Evaluation Reports for building code compliance information.

**IMPORTANT:** Components not identified as Sto are furnished by other manufacturers and are not necessarily installed by trades who install Sto products. Refer to project specific contract documents.

## ATTENTION

Sto products are intended for use by qualified professional contractors, not consumers, as a component of a larger construction assembly as specified by a qualified design professional, general contractor or builder. They should be installed in accordance with those specifications and Sto's instructions. Sto Corp. disclaims all, and assumes no, liability for on-site inspections, for its products applied improperly, or by unqualified persons or entities, or as part of an improperly designed or constructed building, for the nonperformance of adjacent building components or assemblies, or for other construction activities beyond Sto's control. Improper use of Sto products or use as part of an improperly designed or constructed larger assembly or building may result in serious damage to Sto products, and to the structure of the building or its components.

**STO CORP. DISCLAIMS ALL WARRANTIES EXPRESSED OR IMPLIED EXCEPT FOR EXPLICIT LIMITED WRITTEN WARRANTIES ISSUED TO AND ACCEPTED BY BUILDING OWNERS IN ACCORDANCE WITH STO'S WARRANTY PROGRAMS WHICH ARE SUBJECT TO CHANGE FROM TIME TO TIME.** For the fullest, most current information on proper application, clean-up, mixing and other specifications and warranties, cautions and disclaimers, please refer to the Sto Corp. website, [www.stocorp.com](http://www.stocorp.com).

[www.stocorp.com](http://www.stocorp.com)

